

# LIFT-THE-FLAP LIFE CYCLE OF A PERIODICAL CICADA

## STEP 1

Color the pictures to the right.

## STEP 2

Fold along the dotted lines.

## STEP 3

Write the stage of the life cycle on the line below the picture. If you need help, unscramble the order of the words below:

Adult Nymph Molt Egg

## STEP 4

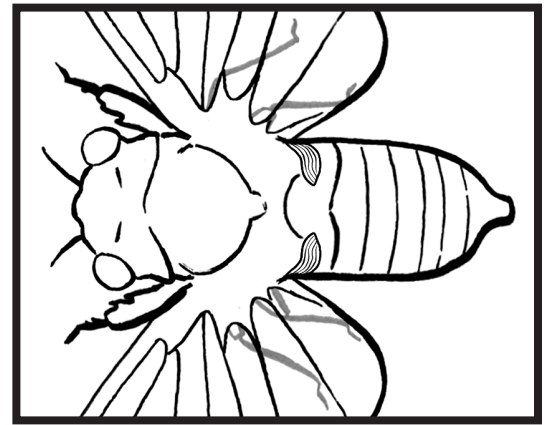
Open the folded paper and write a description about the phase inside. The life cycle comic on [cicadapocalypse.com](http://cicadapocalypse.com) may help.

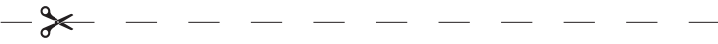
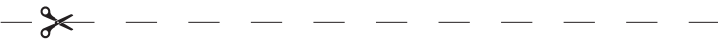
## STEP 5

Cut along the dashed lines.

## STEP 6

Using this paper, teach someone else the life cycle of the periodical cicada.





Fold on this dotted line

